



# QUICK START GUIDE

STEPS THAT WILL MAKE YOUR LIFE EASIER AND THE END PRODUCT BETTER WHILE USING TRIMINATOR XL DRY.

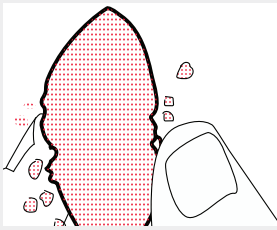
## PREPARATION

### IDEAL PLANT MOISTURE LEVEL 9-10%

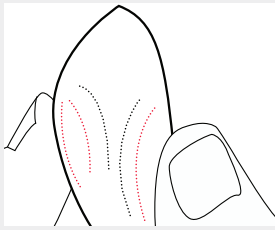
#### BEND STEM

..... Snap sound? **Ideal moisture.**

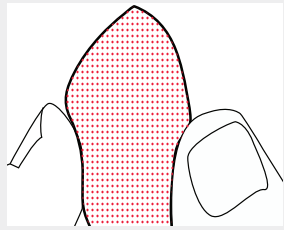
..... No snap sound? **Too moist.**



Squeeze a bud between your fingers, lightly. Crumbles? **Too dry**



Bounces back? **Ideal dryness.**

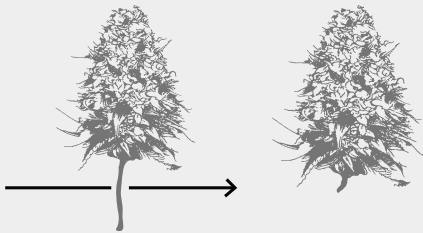


Stays squeezed? **Too moist.**

**Note:** Bud that is too moist will smear on drum and result in poor trim quality.

**Environment:** Low humidity spaces and cool rooms are the ideal environment to operate the machine.

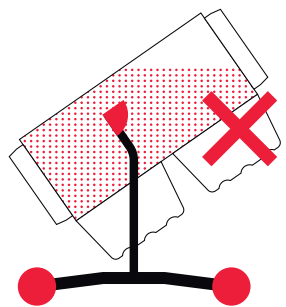
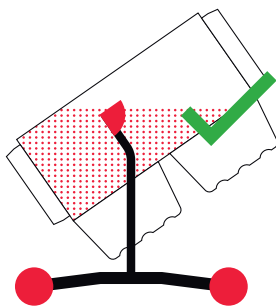
### CUT STEM AS CLOSE AS POSSIBLE TO BUD



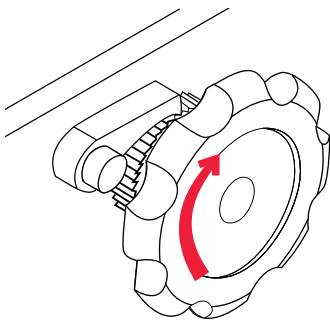
## OPERATION

### FILL MACHINE

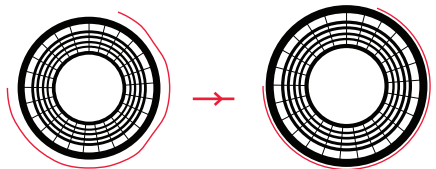
Fill drum 1/2 to 2/3 of the way full. Overfilling will lower quality of trim and slow processing time.



### TIGHTEN SHEAR BAND

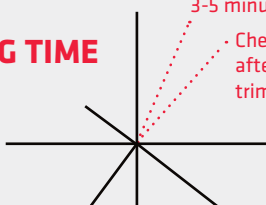


Turn tension knob clockwise until you encounter minor resistance.



As soon as full contact between drum and shear band is achieved, release the tension knob.

### TRIMMING TIME



Check trim after 3-5 minutes.

Check every 5 minutes afterwards until desired trim is achieved.



# CLEANING 101

CLEANING TECHNIQUES TO KEEP YOUR MACHINE IN OPTIMAL CONDITION.

## WHEN TRIM QUALITY DIMINISHES...CLEAN

When you notice trim quality diminishing check for resin build-up on the drum or shearband.

**Built up resin deposits are the reason for poor trim quality and indicate it is time for a good cleaning.**

## TWO WAYS TO CLEAN

### Alcohol or Hemp Oil

- 1 Unplug Triminators machine.
- 2 Spray with alcohol or hemp oil, let sit for 30 minutes.
- 3 Wipe down.

### Hot Water Pressure Cleaning

- 1 Unplug Triminators machine.
- 2 Remove trim bin and top cover.
- 3 Cover the control/timer box with a plastic bag. You can pressure wash it, but avoid spraying it directly.
- 4 Pressure wash entire machine.



The easiest and #1 way to clean the machine is with a HOT water pressure washer. The machine is fully pressure washable which makes cleaning easy.



You can use a cleaning product to help melt away the resin, but avoid super harsh products that could damage the finish. If you are using a cleaning product apply product as instructed, then rinse completely with water.

### QUESTIONS

EMAIL US: [INFO@THETRIMINATOR.COM](mailto:INFO@THETRIMINATOR.COM)

CALL US: 530.265.4277

 /theTrinator

 @thetriminator

 /theTrinatorUSA